

Alma Lynne
presents

I Love Cross Stitch



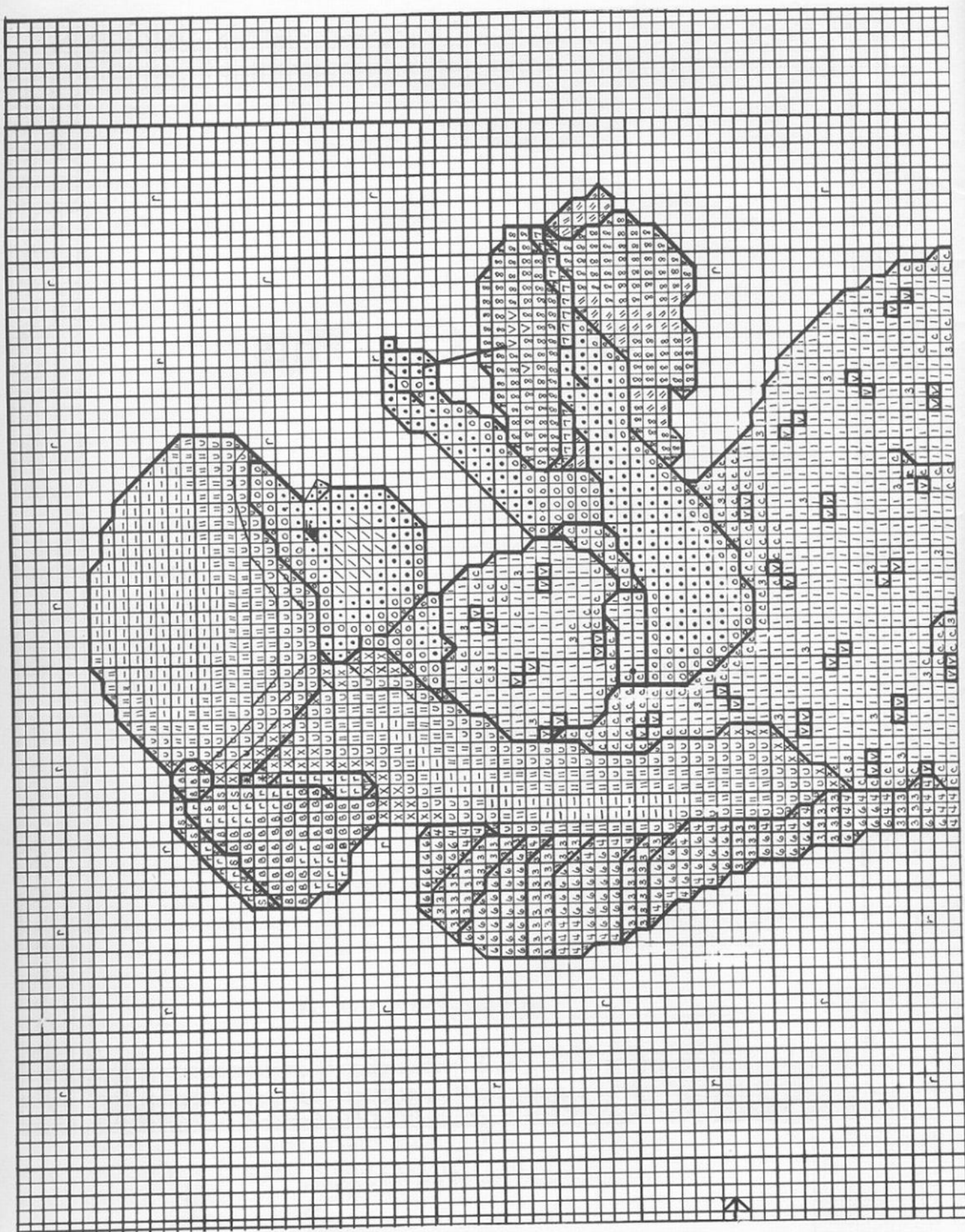
260 375
912 SALE
\$ 3.75

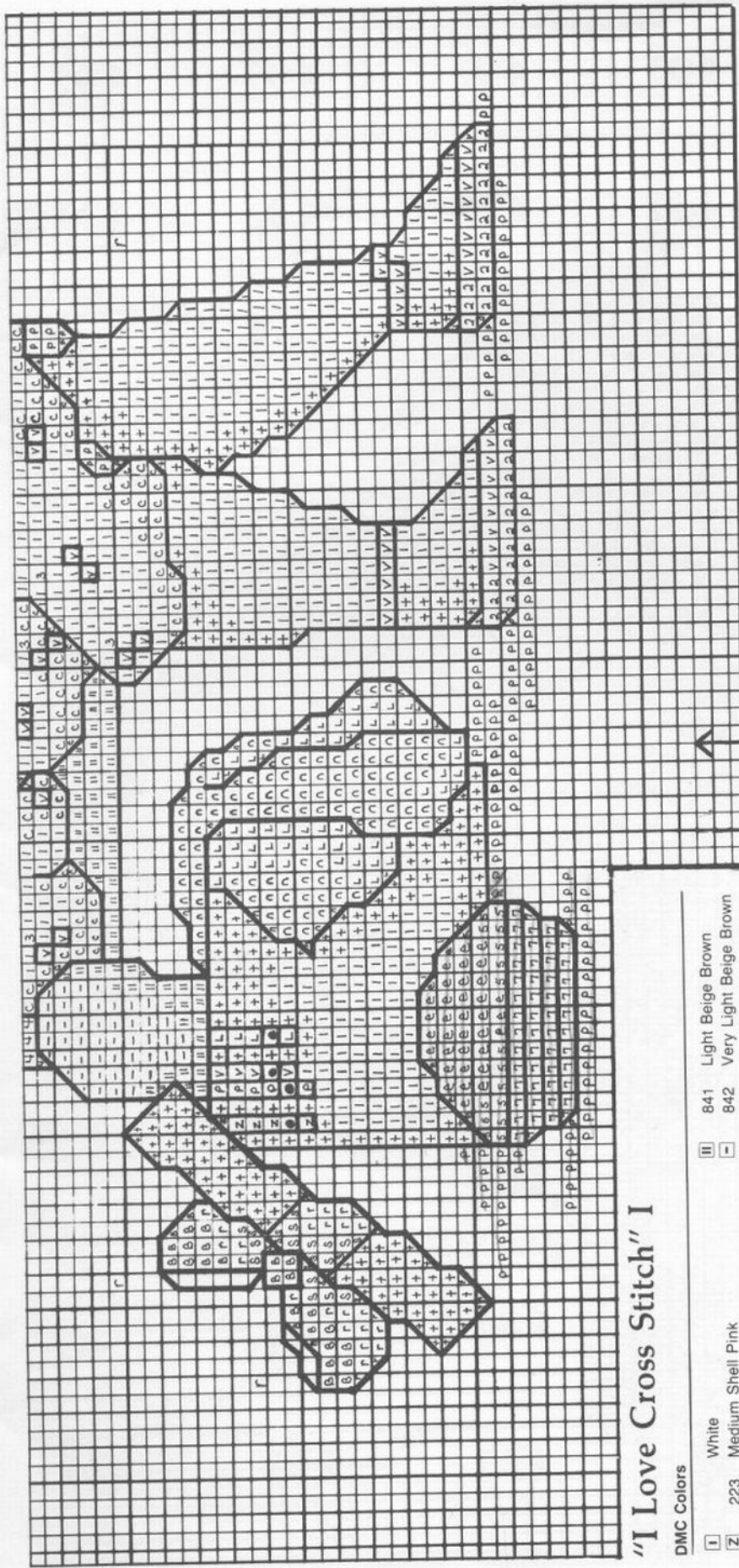


Table of Contents

I Love Cross Stitch I.....	2-3
I Love Cross Stitch II.....	4-5
I Love Cross Stitch III.....	8-9
I Love Cross Stitch IV.....	10-11
A Friend Is Worth.....	12
I Love Cross Stitch (small chart).....	12
Home Sewn.....	Inside Back Cover

Border stitching instructions are given on each chart.





"I Love Cross Stitch" I

DMC Colors

I	White
Z	223 Medium Shell Pink
L	224 Light Shell Pink
N	225 Very Light Shell Pink
●	310 Black — backstitch color
3	Peach Flesh
7	353 Blue Green
5	502 Sky Blue
P	646 Dark Beaver Grey
4	676 Light Old Gold
6	677 Very Light Old Gold
Z	739 Ultra Very Light Tan
E	747 Very Light Sky Blue
O	754 Light Peach Flesh
C	762 Very Light Pearl Grey
★	775 Light Baby Blue
S	792 Dark Cornflower Blue
r	793 Medium Cornflower Blue
B	794 Light Cornflower Blue
2	814 Dark Garnet
V	816 Garnet
S	827 Very Light Blue
B	828 Ultra Very Light Blue
8	838 Very Dark Beige Brown
X	839 Dark Beige Brown
U	840 Medium Beige Brown

■	841 Light Beige Brown
-	842 Very Light Beige Brown
□	948 Very Light Peach Flesh
	Metallic Gold or Silver

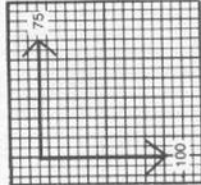
Special Instructions

Backstitch black unless otherwise noted.

1. Dress detail — stitch background, then add backstitching for cherry stems to connect to leaf (see detailed drawing).
2. Backstitch needle in her hand and pins in pin cushion (place where desired) with metallic gold or silver. Achieve this by using running stitches.
3. Add eyelashes to eye using short horizontal stitches (optional).
4. Use half-stitches for shading on floor.
5. Add thread in her needle (816), connecting needle to her fabric using a long, running stitch.
6. Nose — to create a more realistic nose, I have backstitched where indicated, and then filled in the flesh color.
7. French knot (black) for button on sleeve.

Dimensions without border:

Fabric Count	Design Area
22	4 1/2" x 3 5/8"
18	5 1/2" x 4 1/2"
14	7 3/4" x 5 3/4"
11	9 1/8" x 7 1/4"

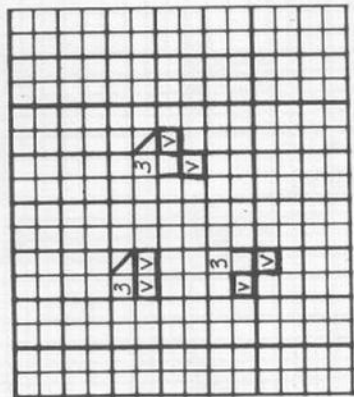


Dimensions with border:

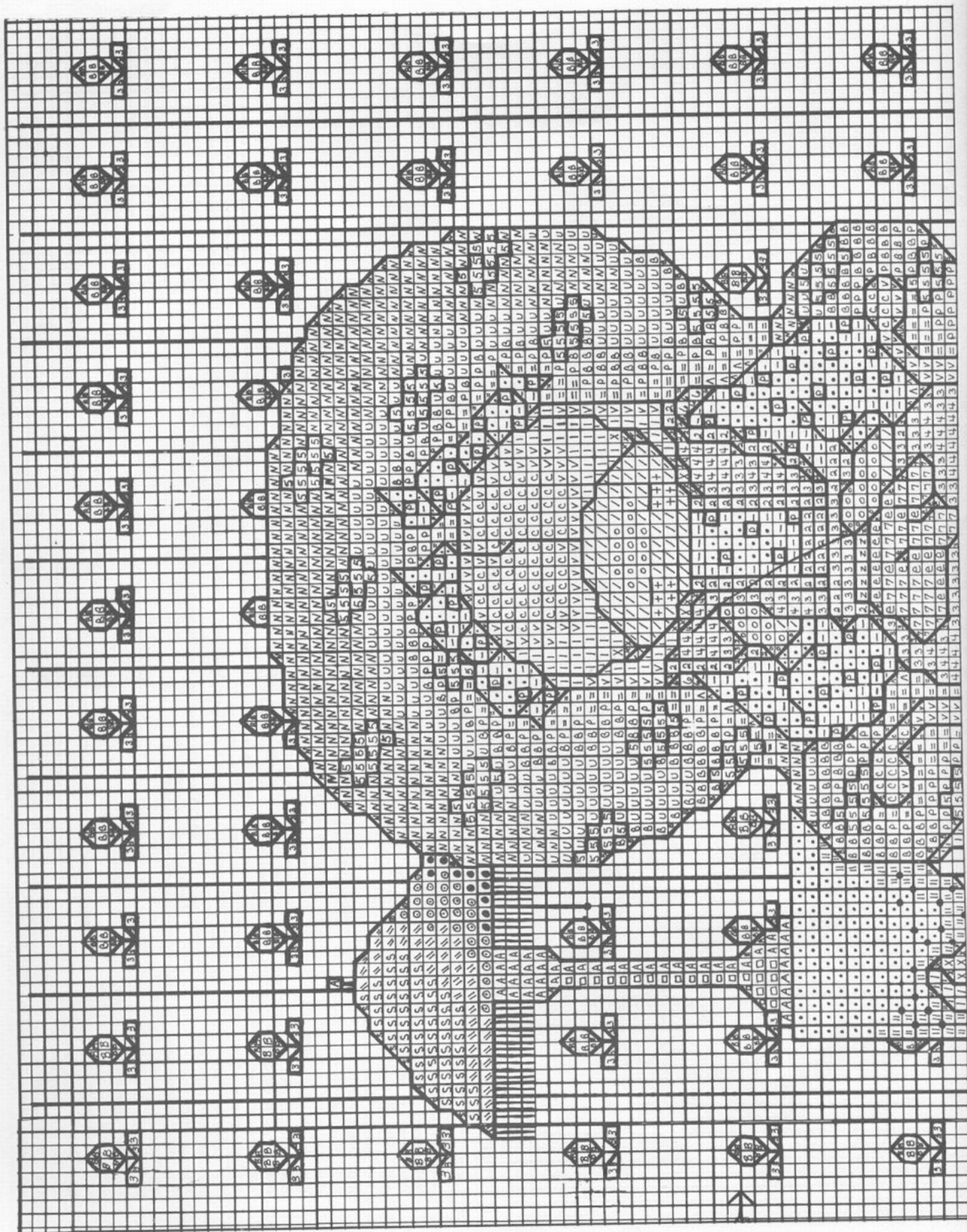
103 across	135 down
Fabric Count	Design Area
22	4 1/2" x 6 3/8"
18	5 1/2" x 7 3/4"
14	7 1/8" x 10"
11	9 1/8" x 12 3/4"

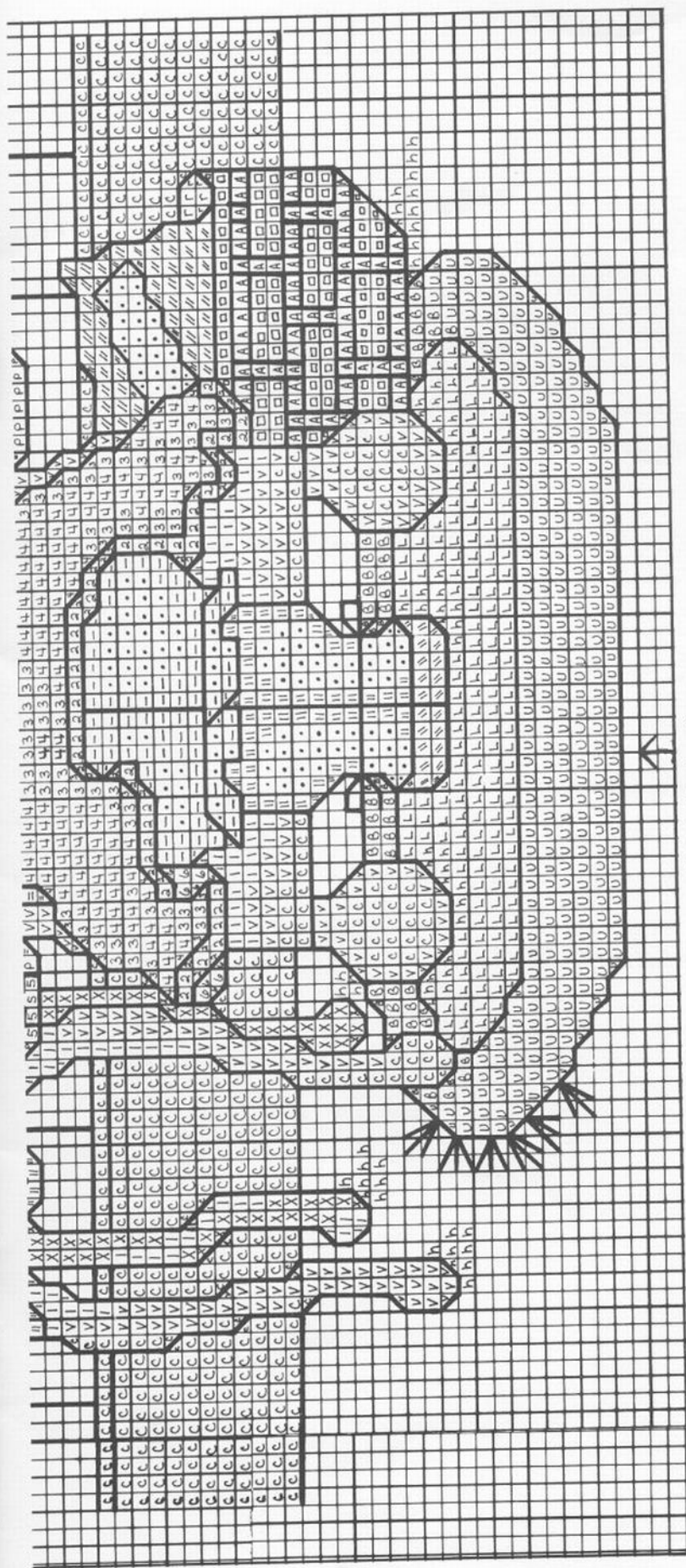
Border Colors

Hearts — 776
Inner Border — 597



Detail of cherry stems on dress (not shown on chart)






'I Love Cross Stitch' II

DMC Colors

•	Metallic Silver	809	Delft
●	White	818	Baby Pink
⊙	Very Dark Lavender	819	Light Baby Pink
⊗	Dark Lavender	839	Dark Beige Brown
⊘	Medium Lavender	840	Medium Beige Brown
⊙	Light Lavender	841	Light Beige Brown
⊗	Black — backstitch color	842	Very Light Beige Brown
⊘	Rose	899	Medium Rose
⊙	Peach Flesh	948	Very Light Peach Flesh
⊗	Pearl Grey — French knot color	3023	Light Brown Grey
⊘	Light Tan	3024	Very Light Brown Grey
⊙	Dark Blue Green	3045	Dark Yellow Beige
⊗	Blue Green	3046	Medium Yellow Beige
⊘	Medium Blue Green	3047	Light Yellow Beige
⊙	Light Blue Green	3326	Light Rose
⊗	Turquoise		
⊘	Light Turquoise		
⊙	Light Old Gold		
⊗	Very Light Old Gold		
⊘	Light Peach Flesh		
⊙	Very Light Pearl Grey		
⊗	Light Baby Blue		
⊘	Medium Pink		

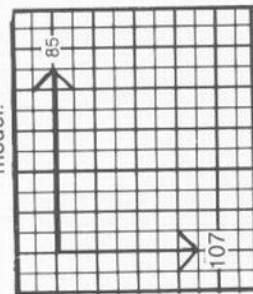
Special Instructions

Backstitch black unless otherwise noted.

1. Backstitch wallpaper lines — 502.
Backstitch flower stems on wallpaper — 502.
2. Backstitch flowers on wallpaper — 335.
3. French knots: bottom of light pull chain — black; on table cloth — 415.
4. Make needle with metallic silver.
5. Put thread in needle using a long running stitch to connect to her cloth — 3326.
6. Make fringe on rug — black — by bringing needle up at an intersection and out at 3 separate points. Example: 

Continue making fringe around rug as shown on chart.

6. Continue lamp shade fringe across the symbol "A" on lamp base — see model.



Border Colors
Hearts — 776
Inner Border — 597

Dimensions with border:

135 down

103 across

Design Area

Fabric Count

4 1/2" x 6 3/8"
5 1/2" x 7 3/4"
7 1/8" x 10"
9 1/8" x 12 3/4"

Dimensions without border:

85 across

107 down

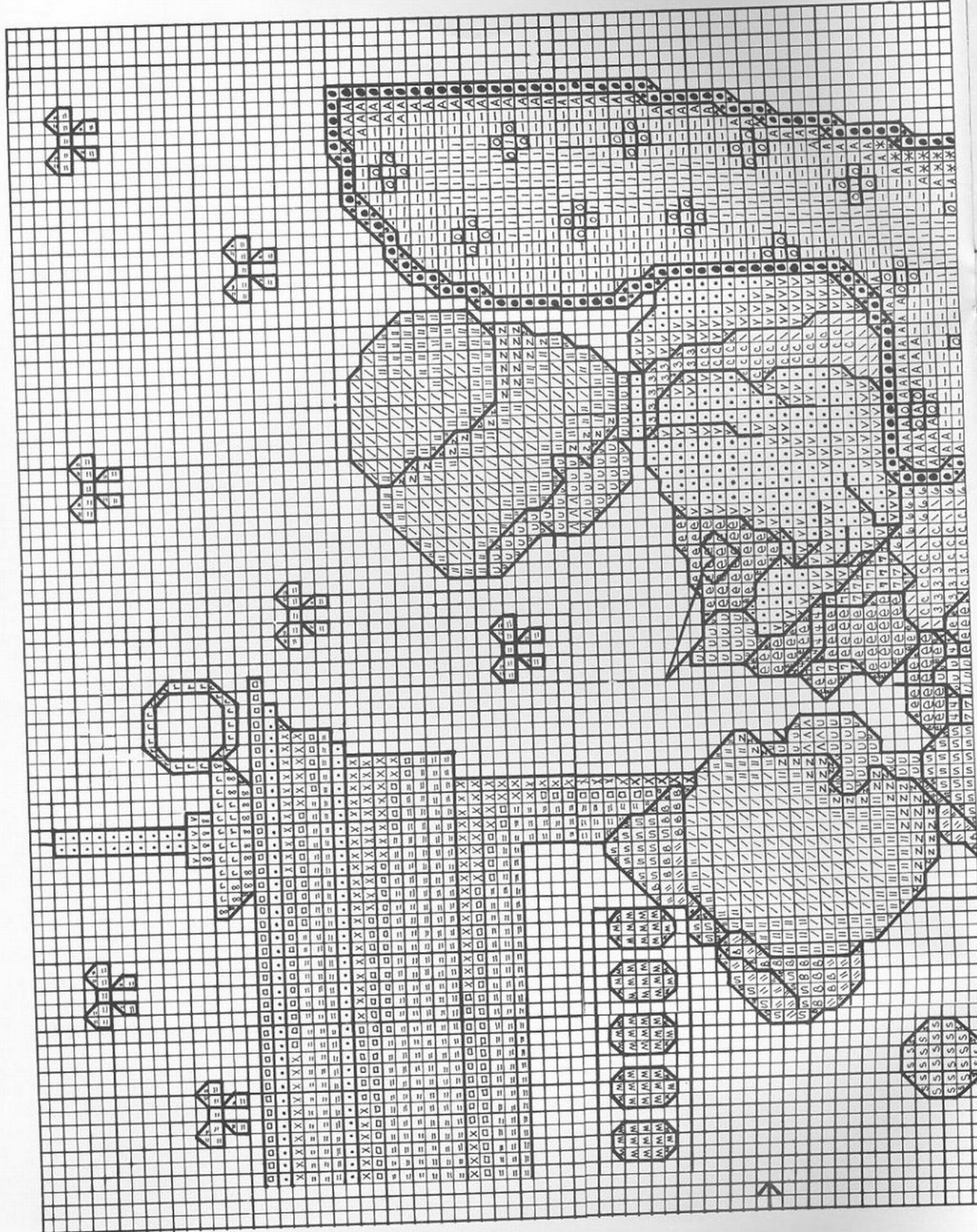
Fabric Count

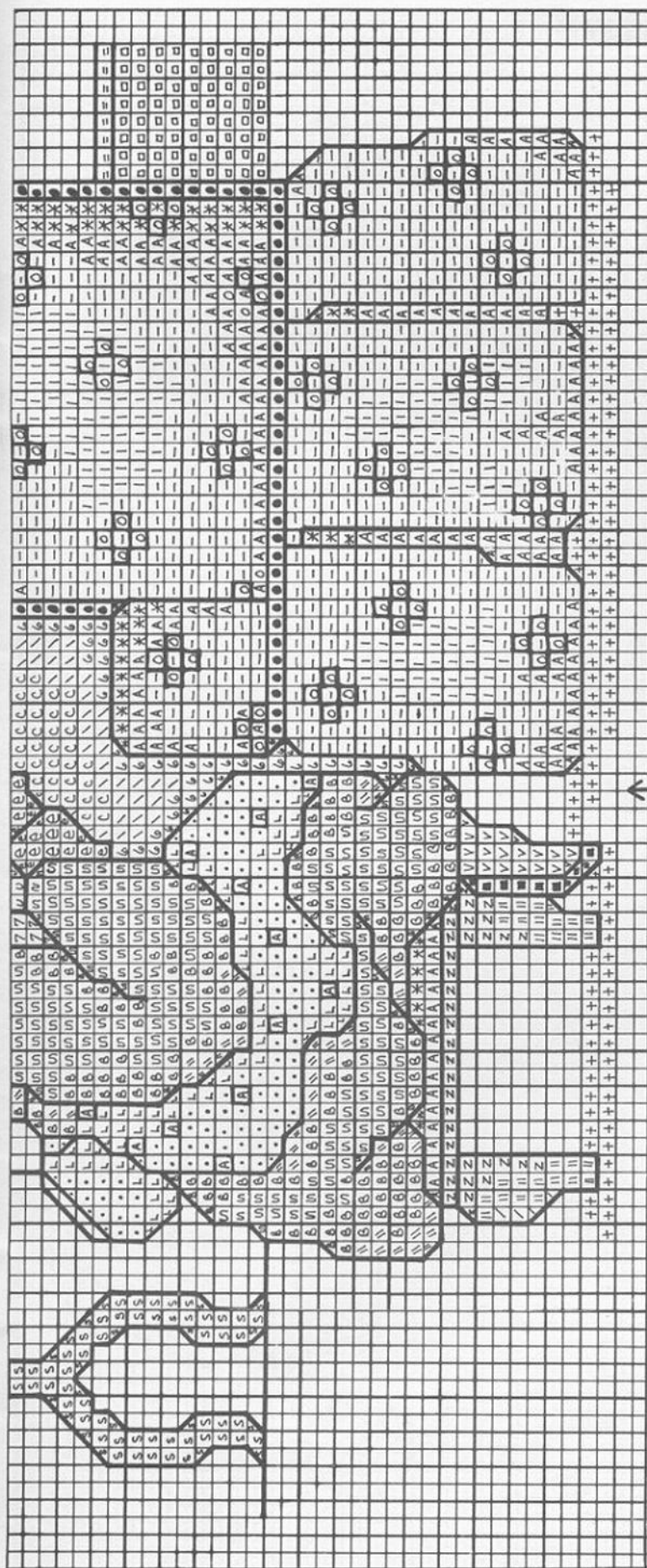
Design Area

22 4 1/8" x 4 1/2"
18 5" x 5 1/2"
14 6 3/8" x 7 1/8"
11 8 1/8" x 9 1/8"







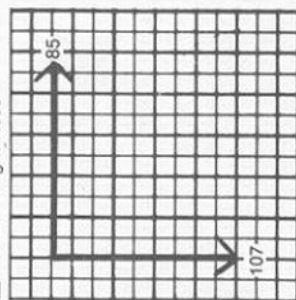


"I Love Cross Stitch" III

DMC Colors

6	208	Metallic Silver
7	209	Ecru
8	210	White
9	211	Very Dark Lavender
10	212	Dark Lavender
11	213	Medium Lavender
12	214	Light Lavender
13	215	Black — backstitch color
14	216	Light Steel Grey
15	217	Medium Terra Cotta
16	218	Dark Steel Grey
17	219	Pearl Grey
18	220	Light Hazel Nut Brown
19	221	Blue Green
20	222	Medium Blue Green
21	223	Light Blue Green
22	224	Sky Blue
23	225	Medium Beaver Grey
24	226	Ultra Very Light Tan
25	227	Very Light Sky Blue
26	228	Light Peach Flesh
27	229	Very Light Pearl Grey
28	230	Light Baby Blue

29	231	Medium Pink
30	232	Baby Pink
31	233	Light Baby Pink
32	234	Medium Beige Brown
33	235	Light Beige Brown
34	236	Very Light Beige Brown
35	237	Dark Antique Blue
36	238	Medium Antique Blue
37	239	Light Antique Blue
38	240	Very Light Peach Flesh
39	241	Light Rose



Special Instructions

Backstitch black unless otherwise noted.

1. Backstitch bows on wallpaper — 930.
2. Backstitch needles — metallic silver.
3. Connect thread — 930 — from needles to the mother's and daughter's cloth (running stitches).
4. Stitch shading on floor in half-stitches.

Border Colors

Hearts — 776
Inner Border — 776

Dimensions with border:

103 across 135 down

Dimensions without border:

85 across 107 down

Fabric Count

22
18
14
11

Design Area

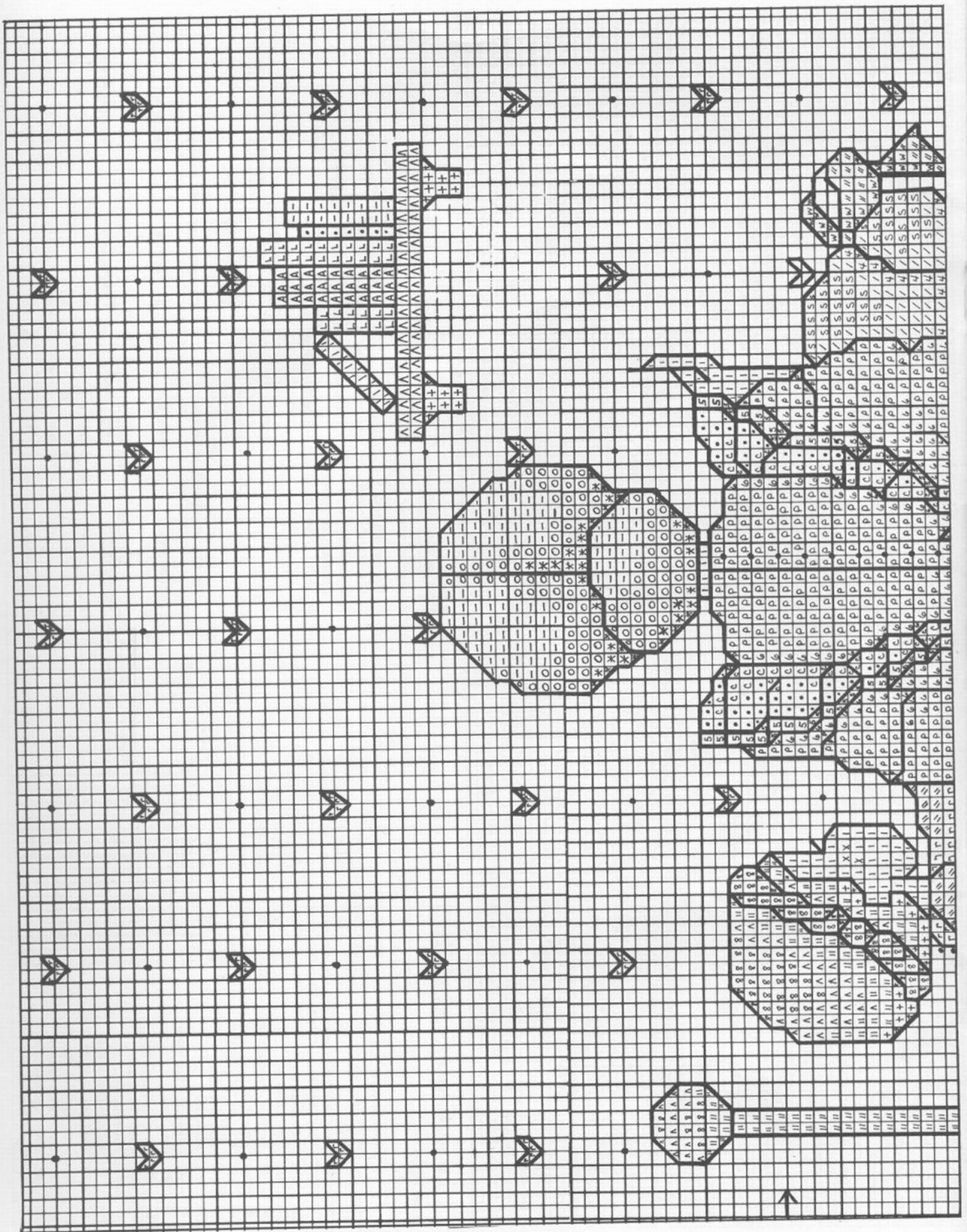
4 1/8" x 5"
5" x 6 1/8"
6 3/8" x 7 7/8"
8 1/8" x 10"

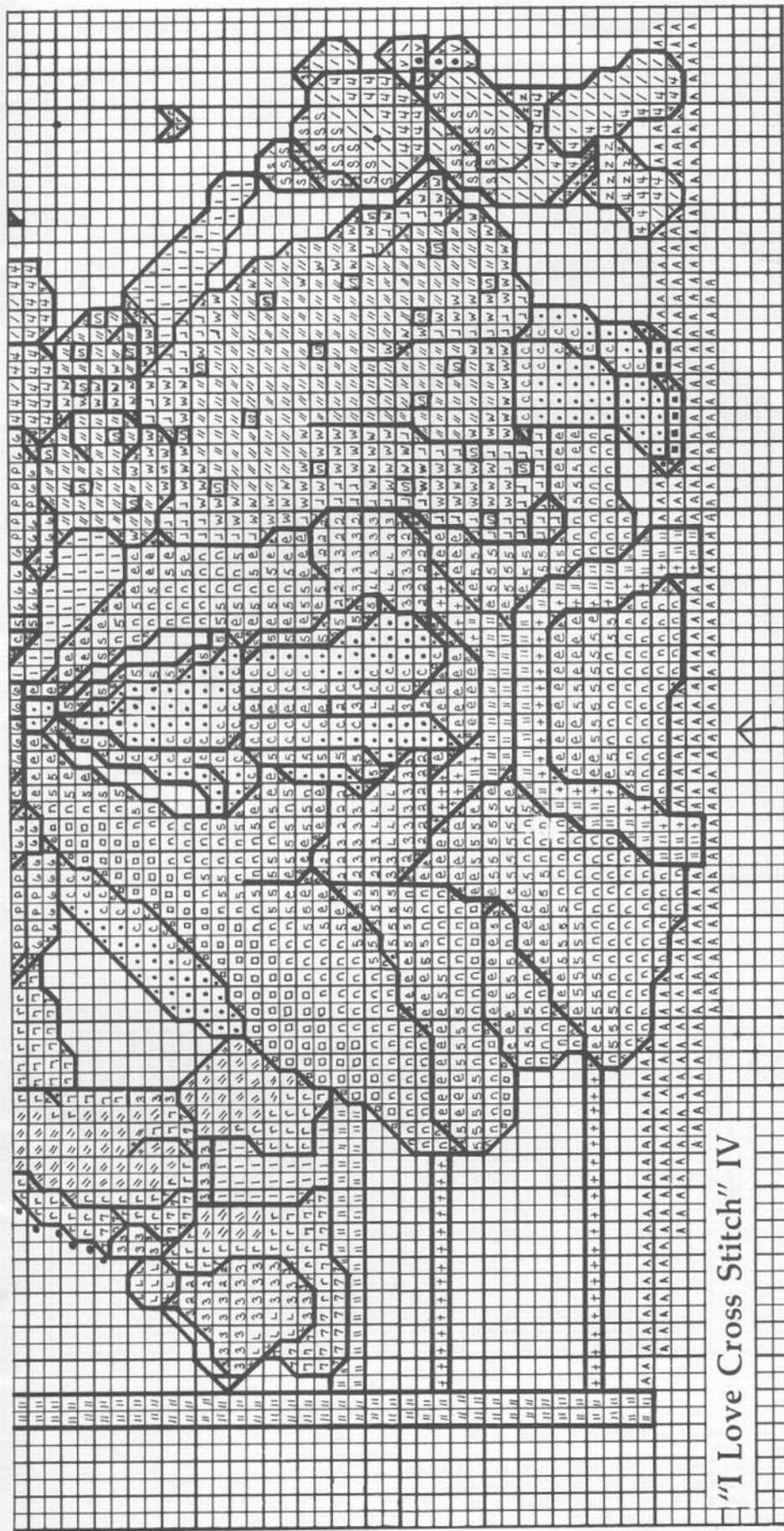
Fabric Count

22
18
14
11

Design Area

4 1/2" x 6 3/8"
5 1/2" x 7 3/4"
7 1/8" x 10"
9 1/8" x 12 3/4"





"I Love Cross Stitch" IV

DMC Colors

•	208	Metallic Silver
•	209	White
•	210	Very Dark Lavender
•	211	Dark Lavender
•	304	Medium Lavender
•	310	Light Lavender
•	318	Medium Christmas Red
•	414	Black — backstitch color
•	415	Light Steel Grey
•	435	Dark Steel Grey — backstitch color
•	436	Pearl Grey
•	437	Very Light Brown
•	498	Tan
•	501	Light Tan
•	502	Dark Christmas Red
•	503	Dark Blue Green
•	504	Blue Green
•	505	Medium Blue Green
•	506	Light Blue Green

•	647	Medium Beaver Grey
•	676	Light Old Gold
•	677	Very Light Old Gold
•	738	Very Light Tan
•	754	Light Peach Flesh
•	762	Very Light Pearl Grey
•	775	Light Baby Blue
•	776	Medium Pink
•	792	Dark Cornflower Blue
•	793	Medium Cornflower Blue
•	794	Light Cornflower Blue
•	815	Medium Garnet
•	818	Baby Pink
•	819	Light Baby Pink
•	839	Dark Beige Brown
•	840	Medium Beige Brown
•	841	Light Beige Brown
•	842	Very Light Beige Brown
•	948	Very Light Peach Flesh

Special Instructions

Backstitch black unless otherwise noted.

1. Backstitch needle in Grandmother's hand — metallic silver.
2. Make French knots for buttons on back of girl's and Grandmother's blouses and for dots on wallpaper — black. (Do not confuse French knots for the symbol "•".)
3. Backstitch hearts on wall — 414.
4. Make French knots for bear's nose and eye — black.
5. Hearts on wallpaper are stitched in 818.

Backstitch hearts on wall — 414.

Make French knots for bear's nose and eye — black.

Hearts on wallpaper are stitched in 818.

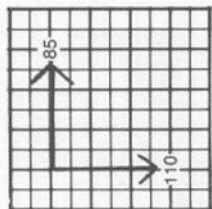
Border Colors	
Hearts — 818	
Inner Border — 503	

Dimensions without border.

85 across		110 down	
Fabric Count	Design Area	Fabric Count	Design Area
22	4 1/8" x 5"	22	4 1/2" x 6 3/8"
18	5" x 6 1/8"	18	5 1/2" x 7 3/4"
14	6 3/8" x 7 7/8"	14	7 1/8" x 10"
11	8 1/8" x 10"	11	9 1/8" x 12 3/4"

Dimensions with border:

103 across		135 down	
Fabric Count	Design Area	Fabric Count	Design Area
22	4 1/8" x 5"	22	4 1/2" x 6 3/8"
18	5" x 6 1/8"	18	5 1/2" x 7 3/4"
14	6 3/8" x 7 7/8"	14	7 1/8" x 10"
11	8 1/8" x 10"	11	9 1/8" x 12 3/4"



"A Friend is Worth . . ."

DMC Colors


■	Metallic Silver
□	White
310	Black — backstitch color
318	Light Steel Grey
321	Christmas Red
437	Light Tan
502	Blue Green
503	Medium Blue Green
504	Light Blue Green
739	Ultra Very Light Tan
746	Off White
754	Light Peach Flesh
762	Very Light Pearl Grey
792	Dark Cornflower Blue — backstitch color
793	Medium Cornflower Blue
794	Light Cornflower Blue
814	Dark Garnet
816	Garnet
841	Light Beige Brown
842	Very Light Beige Brown
948	Very Light Peach Flesh
3078	Very Light Golden Yellow

Special Instructions

Backstitch black unless otherwise noted.

1. Backstitch words — 792.
2. French knots on hat — 321.
3. Needles — one strand metallic silver and one strand black.

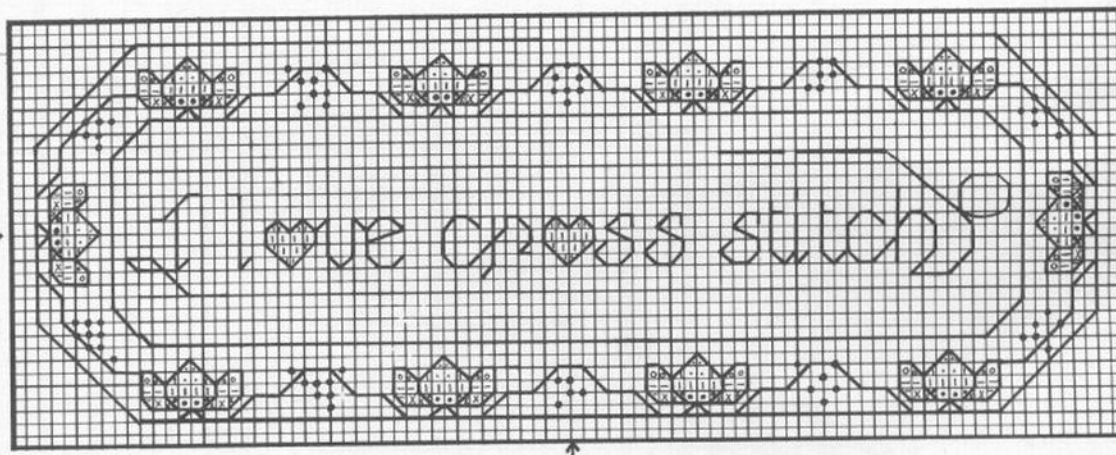
Fabric Count	Design Area
22	3 5/8" x 3 1/8"
18	4 1/2" x 3 7/8"
14	5 3/4" x 5"
11	7 1/4" x 6 3/8"



"I Love Cross Stitch" (small chart)

DMC Colors

501	Dark Blue Green — backstitch color
502	Blue Green
503	Medium Blue Green
504	Light Blue Green
3685	Dark Mauve — backstitch color
3687	Mauve
3688	Medium Mauve
3689	Light Mauve
	Metallic Pink (optional) — backstitch color
	Metallic Silver



Special Instructions

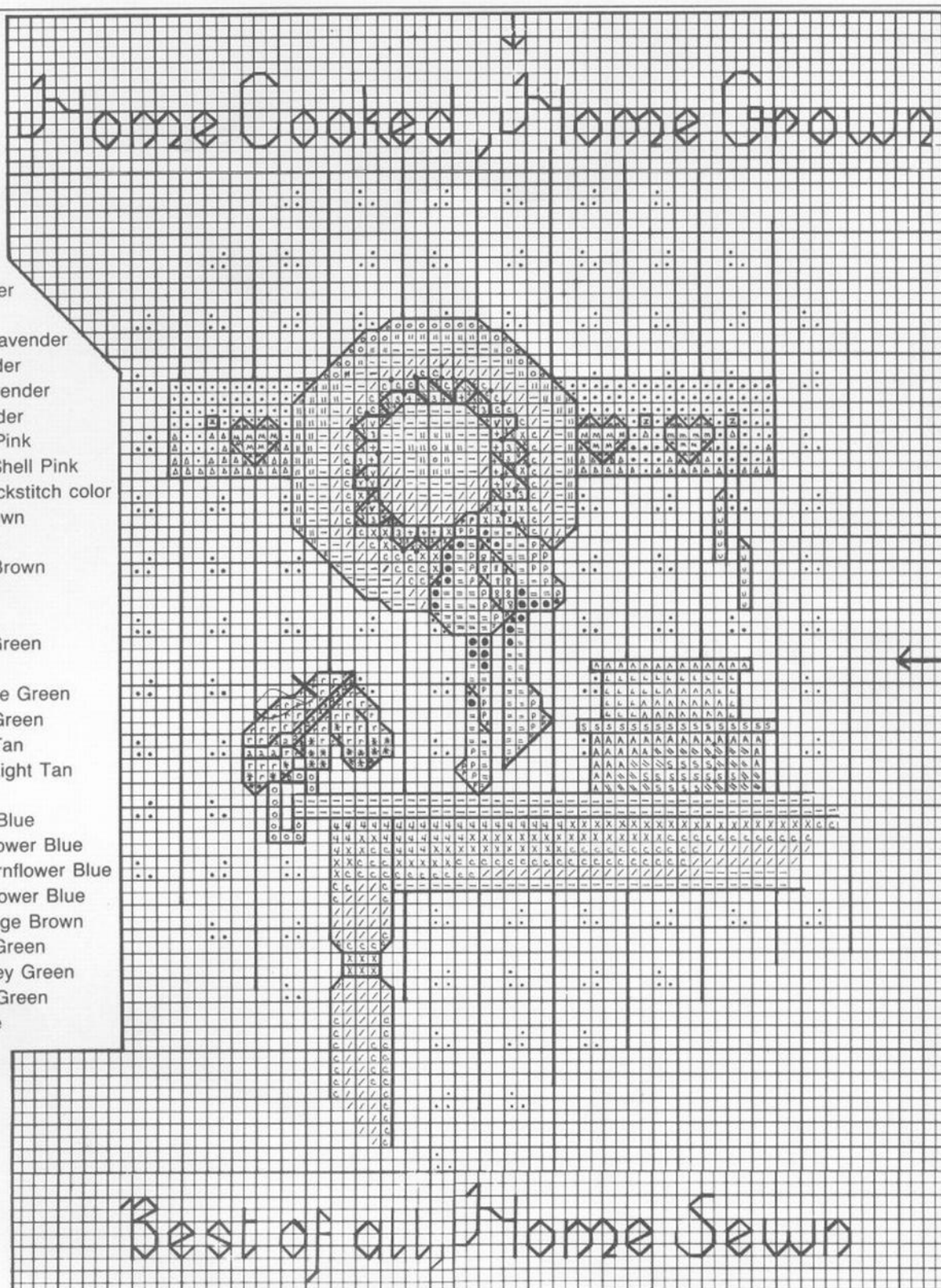
1. Backstitch flower stems, leaves, and outline for border — 501.
2. Backstitch flowers — 3685.
3. Backstitch "I Love Cross Stitch" — 3685 with metallic pink (optional).
4. Make French knots on stems — 3688 (designated on intersection).
5. Backstitch loop of thread 3685 to give a "just stitched" effect.
6. Backstitch "needle in cloth" — metallic silver.

Fabric Count	Design Area
22	4 1/8" x 1 3/8"
18	5" x 1 5/8"
14	6 3/8" x 2 1/8"
11	8 1/8" x 2 3/4"

"Home Sewn"

DMC Colors

[r]	Metallc Silver
[B]	White
208	Very Dark Lavender
209	Dark Lavender
210	Medium Lavender
211	Light Lavender
224	Light Shell Pink
225	Very Light Shell Pink
310	Black — backstitch color
433	Medium Brown
434	Light Brown
435	Very Light Brown
436	Tan
437	Light Tan
501	Dark Blue Green
502	Blue Green
503	Medium Blue Green
504	Light Blue Green
738	Very Light Tan
739	Ultra Very Light Tan
746	Off White
775	Light Baby Blue
792	Dark Cornflower Blue
793	Medium Cornflower Blue
794	Light Cornflower Blue
840	Medium Beige Brown
926	Dark Grey Green
927	Medium Grey Green
928	Light Grey Green
3685	Dark Mauve



Special Instructions

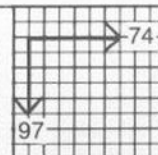
- Backstitch wallpaper lines — 794.
- French knots on hat — 209.
- French knots for tacks on band boxes — black.
- Don't confuse the symbol "•" for the French knot symbol. The French knot symbol is always on or extremely close to an intersection.
- Metallc silver for the needle in cloth.
- Backstitch white for the thread in the needle.

Fabric Count

22
18
14
11

Design Area

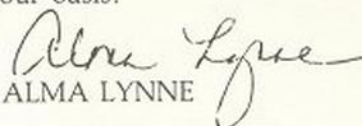
4 1/2" x 3 5/8"
5 1/2" x 4 1/2"
7 1/8" x 5 3/4"
9 1/8" x 7 1/4"



Introduction

After finishing the watercolor series "I Love Cross Stitch," I could hardly wait to begin the process of adapting them for counted cross stitch. Well, finally, here they are! Hopefully, you have collected one or more of the limited edition posters so that you may stitch the companion chart and enjoy knowing such an accomplishment. I had great fun doing these designs in that they are more detailed and resemble a watercolor piece. If you love cross stitch, I mean very dedicated to it, these designs should bring you much pleasure now and in the years to come. Note the three added designs to this collection. They are cross stitch related in composition and fill the gap for a "quick" project.

The feeling of "I Love Cross Stitch" embodies so many things, feelings I am sure we all share. An antique quality abounds here. So, if you care for old, lovely things and gentler times, this is your oasis.


— ALMA LYNNE

Centerfold Information

"Home Sewn" — stitched over 2 threads on 14 count lavender, made into a small wall hanging.

"Home Sewn" — stitched on light grey Jobelan over 2 threads matted in a lavender satin covered mat, trimmed in matching bows.

"I Love Cross Stitch" (small chart) — stitched over 2 threads on pink Lugana, made into a fancy pillow.

"I Love Cross Stitch" (small chart) — stitched on moss green Lugana over 2 threads, matted in a madagascar pink lip with an aquamarine outer mat. The frame is a 1" antique silver.

"A Friend is Worth . . ." — stitched over 2 threads on 30 count linen, matted in a navy padded mat, trimmed in small red bows.

"I Love Cross Stitch" I — stitched over 2 threads on cream cork linen, mounted on stool.

Cover Model Information

Cover models are stitched on light grey Jobelan over 2 threads, matted in satin covered mats, trimmed in matching bows. The mats are slightly padded.

Limited Edition Poster Information (shown on back cover)

These four (4) prints are on medium weight poster paper. Each of them has valuable cross stitch information printed at the bottom of the poster — DMC numerical listing, evenweave computation chart, DMC-Bates-Royal Mouline conversion chart, and fabric information.

The poster may be framed as is, or the printed information at the bottom may be removed, and another mat color substituted.

The posters are shown both ways on the back cover. The entire posters are in uni-frames. The smaller ones are matted and framed as follows:

#I (girl profile in white dress): outer mat — light azure (Bainbridge); inner mat — Chinese red (crescent).

#II (girl in large pink chair): outer mat — lavender mist (Bainbridge); inner mat — light mauve (Crescent).

#III (mother and daughter): outer mat — Biscay Blue (Crescent); inner mat — autumn gold (Bainbridge).

#IV (grandmother and granddaughters): outer mat — madagascar pink (Crescent); inner mat — dusk (Crescent).

All are framed in antique silver 1" moulding. Each poster is signed and numbered by Alma Lynne.

Contact your local shop for print purchasing.

Acknowledgments

SYLVIA HARDEE — Production Assistant, Charting and Stitching. Thank you, Sylvia, for the long hours you generously gave us. We dedicate this book to you.

SYLVIA HARDEE, TERRY JORDAN, GWEN MILLS, ELLEN McDOWELL, and CATHY STARR — stitching.
WICHELT IMPORTS — Jobelan Fabric.

OMNI STUDIOS, COLUMBIA, SOUTH CAROLINA (RICK TAYLOR) — photography.

FRAME OF MIND, MYRTLE BEACH, SOUTH CAROLINA — special attention and quick framing.

SCOOT HAYDEN — taking me out to eat FREQUENTLY.

CLAY and SETH HAYDEN — thinking I'm a nice mom even if I forget dinner.

